

Portobello America

STORM.

Color Body Glazed Porcelain Tile |
Glazed Porcelain Tile |
Wall Tile

Gray | Hexa Gray | Mos SQ Gray

A storm approaches, inevitable yet unpredictable. Rather than recoil from its raw beauty and immense power, we are moved to pause in quiet appreciation. And inspired to create the Storm Collection of marble style tiles. Fluid and expressive gray veins are reminiscent of rolling thunder clouds. Strong yet soothing, whether natural or polished. Multiple sizes and mosaics stir up a tempest of design ideas. Capture the subdued serenity filled with an impetuous electric charge. And fill your space with a beauty you can see and feel.

The STORM COLLECTION.

Portobello America. Transforming spaces and the way you feel within them.

Storm

Color Body Glazed Porcelain Tile | Glazed Porcelain Tile | Wall Tile

White | V3



48x48 NAT RECT | #204290E
 48x48 POL RECT | #204292E
 24x48 NAT RECT | #204284E
 24x48 POL RECT | #204286E
 12x24 NAT RECT | #80191ET
 12x24 POL RECT | #80193ET

Single Bullnose
 3x12 NAT RECT | #80194ET
 3x12 POL RECT | #80200ET

White Ply | V3



24x48 NAT RECT | #204617E

Mos SQ 2x2 White | V3



12x12 NAT | #80181ET
 12x12 POL | #80185ET


WALL
DECO

Hexa White | V3



8x8 NAT PRESSED
 #204264E


Gray | V3



48x48 NAT RECT | #204620E
 48x48 POL RECT | #204621E
 24x48 NAT RECT | #204618E
 24x48 POL RECT | #204619E
 12x24 NAT RECT | #80210ET
 12x24 POL RECT | #80211ET


Single Bullnose
 3x12 NAT RECT | #80212ET
 3x12 POL RECT | #80213ET

Gray Ply | V3



24x48 NAT RECT | #204643E

Mos SQ 2x2 Gray | V3



12x12 NAT | #80202ET
 12x12 POL | #80206ET

WALL
DECO

Hexa Gray | V3



8x8 NAT PRESSED
 #204622E

TECH DATA

Finish	Freeze Resistant	Shade Variation	Color Body	Water Absorption	Stain Resistant	DCOF AcuTest	Chemical Resistant	Breaking Strength	Abrasion Resistance
NAT	Resistant	V3	√ 12x24	≤ 0.5%	Class A	≥ 0.42	Class A	≥ 275lbf	III
POL	Resistant	V3	√ 12x24	≤ 0.5%	Class E	< 0.42	Class E	≥ 275lbf	II
NAT PLY	Resistant	V3	N/A	≤ 0.5%	Class A	N/A	N/A	≥ 275lbf	III

PACKING INFO

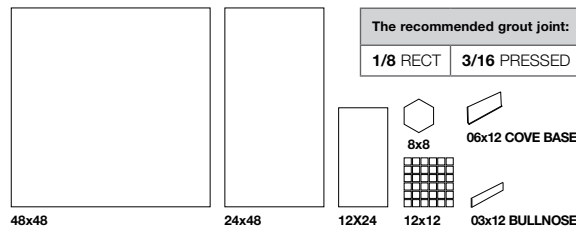
PRODUCT SIZE INCHES	ACTUAL SIZE	THICKNESS MM	LBS/ CARTON	PCS/ CARTON	SF/ CARTON	SF/ PALLET	LBS/ PALLET	CARTON/ PALLET	NUMBER OF FACES
2x2 Mosaic	11.87 x 11.87	10.00	39.99	10	10.00	360.00	1,484.09	36	10
8x8	7.87 x 7.87	8.00	13.23	10	3.23	445.46	1,825.43	138	70
12x24	11.70 x 23.50	10.00	55.32	6	11.46	641.76	3,097.90	56	25
24x48	23.56 x 48	9.00	67.24	2	15.39	492.38	2,151.70	32	25
24x48 PLY	23.56 x 48	10.20	75.69	2	15.39	430.83	2,119.30	28	25
48x48 NAT	47.19 x 47.19	9.00	69.42	1	15.39	646.25	2,915.66	42	18
48x48 POL	47.19 x 47.19	9.00	69.42	1	15.39	646.25	2,915.66	42	16

For reference only.

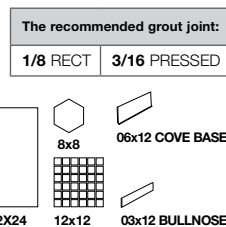
AREAS OF USAGE

Classification	Reference Category	Suitable
Interior, Dry	ID	√
Interior, Wet	IW	√ NAT
Interior, Wet Plus	IW+	√ 2x2 NAT
Exterior, Wet	EW	
Oils/Greases	O/G	

FORMATS



GROUT JOINT



MORE INFO:



11125MK



#WHYTILE



TCNA

Portobello America Factory
 8701 Ditty Rd, Baxter, TN 38544

Portobello America
 1600 NW 18th Street, Suite 708
 Pompano Beach, FL 33069

General Inquiries:
 info@portobelloamerica.com
 Phone: 931-650-5225



White